

DESCRIPTION

The modular towers for housing the IX Series emergency stations are designed to suit a variety of application needs for assistance and emergency calls. Used in areas such as campuses, parking garages, malls, or courtyards, these towers can be designed by module height, configuration, and signage.

Use with the IX-DVF-2RA, IX-DVF-RA, IX-SSA-2RA and IX-SSA-RA.

With the TW-SPL, the tower can be used with non-emergency call stations IX-DVF and IX-SSA.

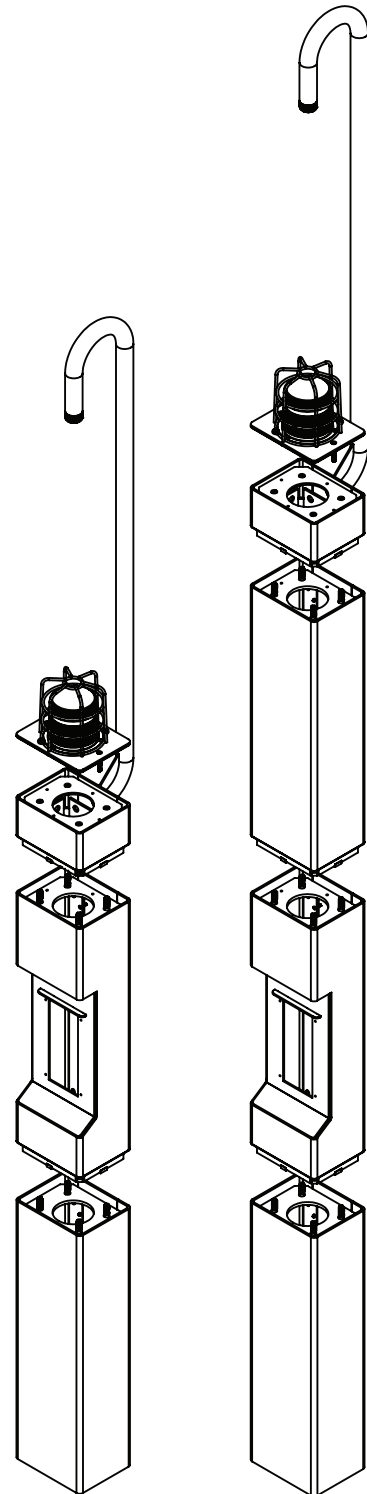
FEATURES

- UL 514-A Listed electrical box included in base module
- Camera arm module option with universal pipe threading
- Extended access panel on back of each module for easier installation/wiring
- Built-in threaded studs in base and upper modules to mount additional products (power supply, relay, etc.)
- Weather and vandal resistant
- Modular design lets you create the necessary height for your application
- Available in blue, with custom colors available as special order
- ASSISTANCE and EMERGENCY signage available
- Beacon/Strobe is always lit; flashes during emergency call-in (Requires 24V DC)
- LED for station illumination in middle module (Requires 24V DC)
- Call button mounting height and signage meet ADA regulations

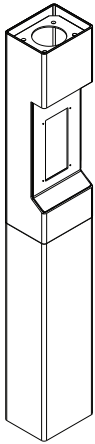
SPECIFICATIONS

Material:	1/4" zinc-treated steel with powder coating
Camera arm mount:	Universal pipe threading 1.50" NPT threading x 1" long
Mounting Hardware:	External threads (Male: M3 x .05, 1-gang spacing pattern) 2 pair per access door + 3 pair in lower module/upper module

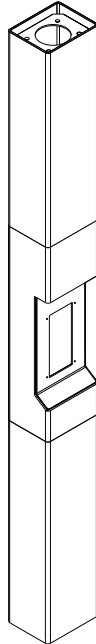
	Dimensions	Weight
Base	34-1/4" H x 10" W x 8" D	105 lbs
Middle	33" H x 10" W x 8" D	91 lbs
Upper	33" H x 10" W x 8" D	100 lbs
Camera Arm	67-7/8" H x 10" W x 12-13/16" D	44 lbs
Light Plate	6-1/2" H x 10" W x 8" D	11 lbs



Modular Tower Part Numbers



TW-20B/A
2-Module Tower - Blue



TW-23B/A
3-Module Tower - Blue



TW-ARM-CB
CCTV Camera Arm
Module - Blue

ASSISTANCE or
EMERGENCY lettering
(one per side)

TW-ASW
ASSISTANCE - White

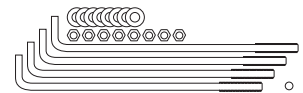
TW-EMW
EMERGENCY - White



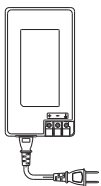
TW-TPB
Top Plate - Blue



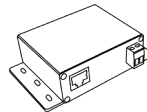
TW-LCB
Top Plate w/Light - Blue




TW-MKL
L-Bolt Mounting Kit



PS-2420UL
24V DC, 2A power
supply



PS-POE
PoE to 24V Splitter
(requires POE+)



TW-SPL
Tower mounting plate
for IX-DVF, IX-SSA